

MEET

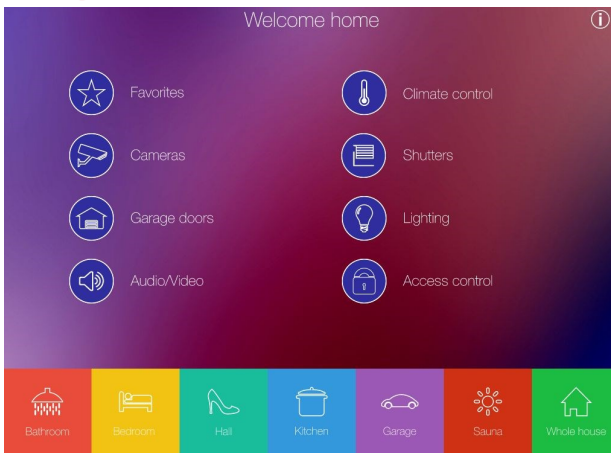


FERMAX

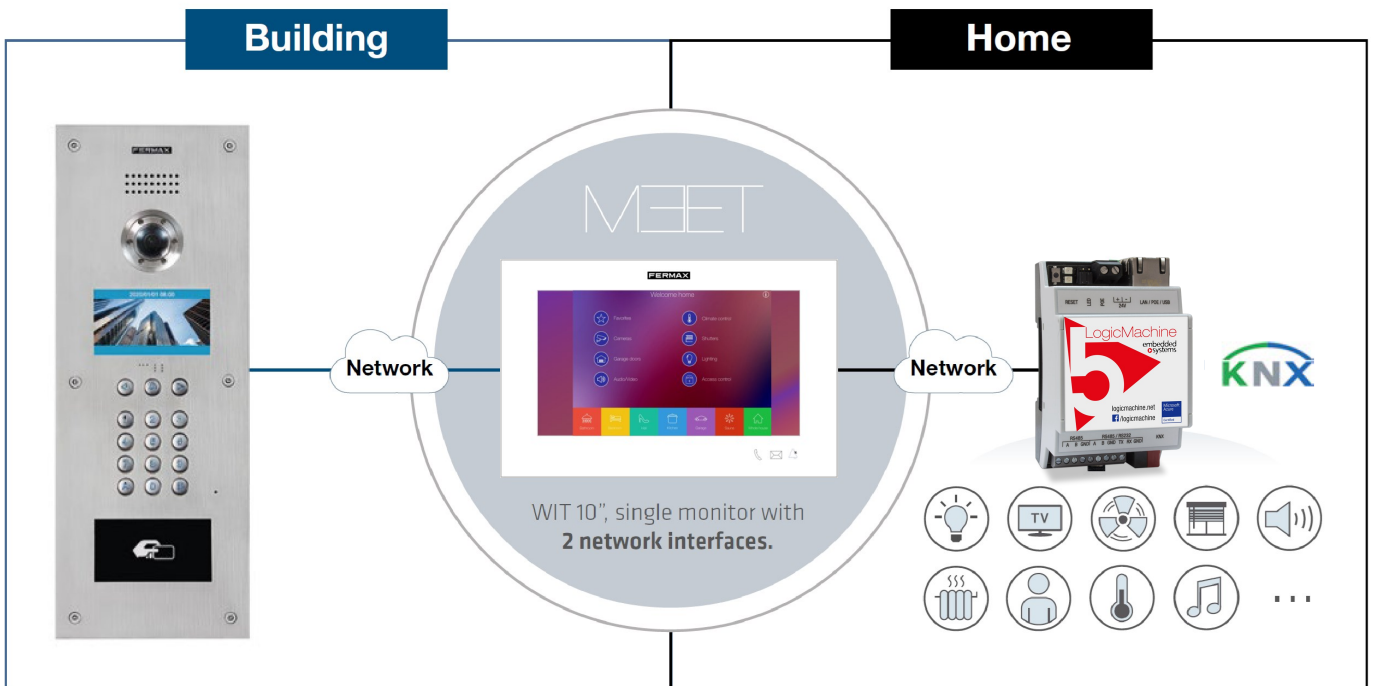
SUCCESS CASE

MEET IP INTERCOM AND LM5 LITE

embedded systems



LM5 LITE GATEWAY INTEGRATION



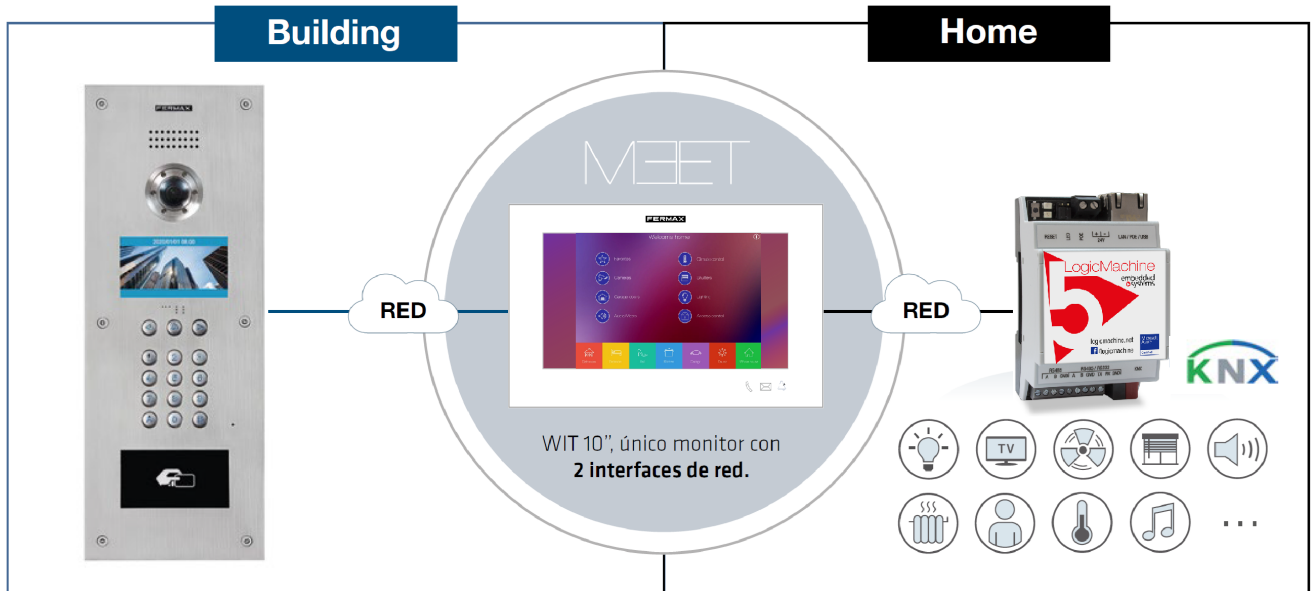
IP TECHNOLOGY

FERMAX

EMBEDDED SYSTEMS AND MEET IP SYSTEM INTEGRATION

It is possible to reduce costs on home automation projects by integrating the video intercom system with the home automation using MEET indoor monitors as the main user interface to control LM5 LITE home automation.

SYSTEM ARCHITECTURE



FUNCTIONALITIES



APP CALL DIVERT ON SMARTPHONE



SMARTPHONE HOME AUTOMATION CONTROL

HOME AUTOMATION CONTROL FROM INDOOR MONITOR



ALARM RECEPTION ON MONITOR



INTERNAL MONITOR INTERCOM



IP CAMERA VISUALIZATION FROM MONITOR

BENEFITS



- Integration costs are decreased by using a single touch screen, the MEET indoor monitor, instead of 2 touch screens for home automation and video intercom.



- Solution aesthetic is improved since the amount of devices is minimized to 1 single intercom monitor.



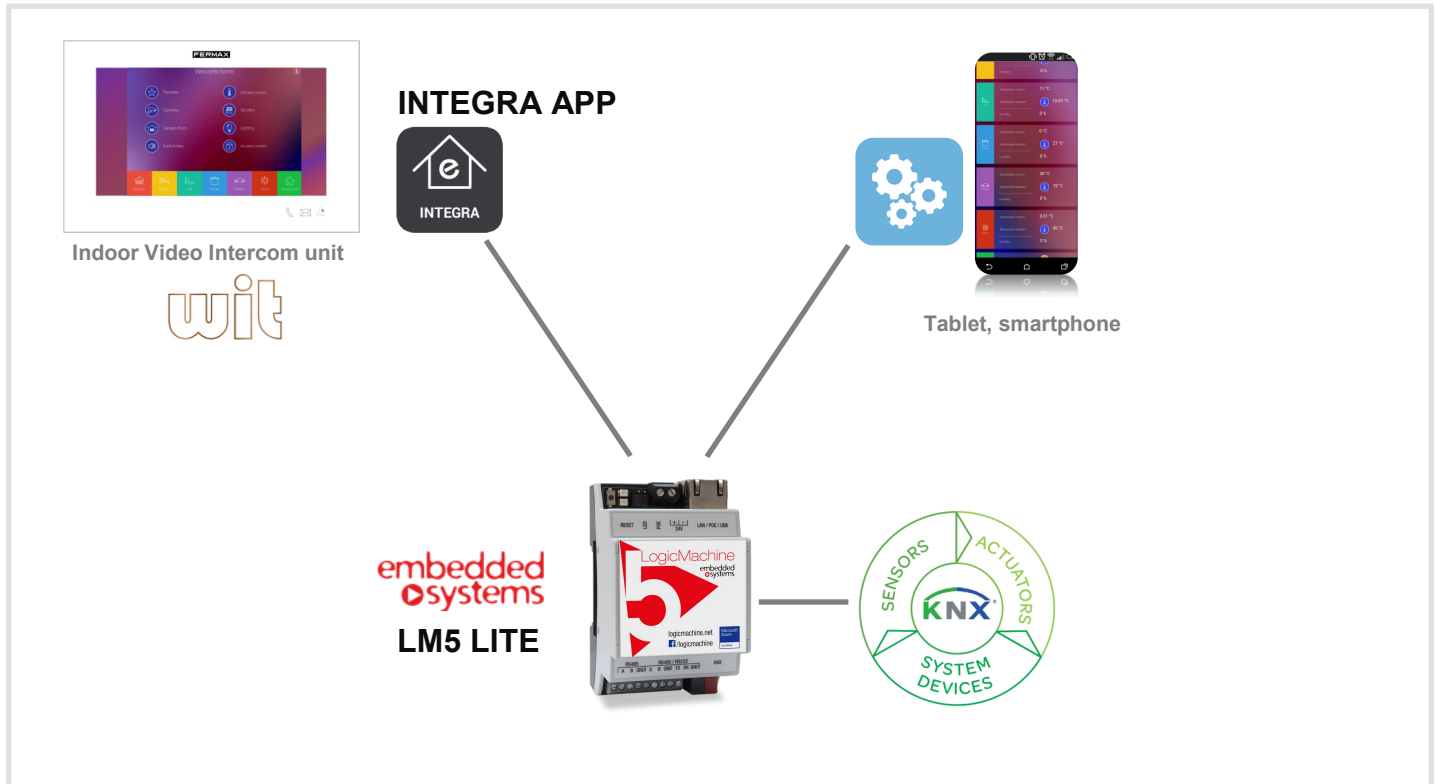
- Integration time and costs are dramatically reduced, due that there no SIP integration are required, so the Technical knowledge required to do the integration



- All specific residential video intercom functionalities are provided by FERMAX MEET system, which is designed to offer the best user experience for tenants and visitors.

- With the 10'' WIT video monitor, building IP network and home local network are completely isolated thanks to its 2 RJx45 interfaces.

INTEGRATION ARCHITECTURE



In the same way the home automation can be controlled using smartphones or tablets, INTEGRA App can be used in the WIT monitor, since it is Android based. In this way we can provide a fixed and centralised control device in the installation.

WIT monitor can interact easily with LM5 LITE gateway, which is the main link with the home automation devices at home.

WIT monitor is available in white and black colour and there is a smaller version of 7" in case it fits better into the project than the 10" version.



INSTALLATION REMARKS

INTEGRA APP installation on the monitor is done by a certification process, where the APP to be installed on the monitor must be sent and be certified by FERMAX so it can be installed through IP to all monitors.

Interoperability is based exclusively on LM5 LITE. For other product versions please contact our Technical Support.

WHY FERMAX?

FERMAX is a worldwide reference in the video intercom industry. The products have been installed in the most emblematic projects in the world. FERMAX Distribution network, which is present in more than 70 countries, will provide the best Support and assistance.

MEET PRODUCT REFERENCE NUMBERS




WIT 7" Y 10" MONITORS



MILO 1 WAY PANEL



KIN PANEL



MARINE PANEL



INDOOR MONITORS

- 14701** 7" WIT MONITOR PoE WHITE
- 14703** 7" WIT MONITOR PoE BLACK
1 connector RJ-45. Dimensions: 212x132,5x20mm
- 14811** 10" WIT MONITOR HOME AUTOMATION PoE WHITE
- 14813** 10" WIT MONITOR HOME AUTOMATION PoE BLACK
2 connectors R-J45. Dimensions: 270x168x20mm
- 1489** 10" WIT MONITOR FLUSH BOX
Dimensions: 255x155x50mm
- 9541** MIO/WIT MONITOR CONNECTOR
Mounting support for the MIO/WIT monitor on the wall.
Includes monitor connection cables.

OUTDOOR PANELS

- 1445** KIN TOUCH PANEL
Panel: 185x405x50 mm
- 1449** KIN PANEL FLUSH BOX
Panel: 170x382x58 mm
- 9516** KIN PANEL SURFACE BOX (STAINLESS STEEL)
Panel: 189x413x6,5-110 mm
- 1455** MARINE DIGITAL VIDEO PANEL MEET
155x 410x 49mm
- 1456** MARINE DIRECTORY PANEL MEET
155x410x49mm
- 1458** MARINE PANEL SURFACE BOX MEET
159x412x63,5mm
- 1459** MARINE PANEL FLUSH BOX MEET
141x394x60mm
- 14591** MEET FLUSH BOX JOINING BOLTS SET
Separation between 14mm flush boxes
- 9531** MILO DIGITAL VIDEO PANEL
- 9532** MILO TOUCH VIDEO PANEL
Panel: 155x380x48mm. 1,2 Mpx
- 9536** DIRECTORY MILO PANEL
Flush box 143x357x58mm
- 9542** MILO PANEL FLUSH BOX- L
Flush box 143x357x58mm
- 9517** MILO DIGITAL PANEL SURFACE BOX
Flush box: 160x387x66-108mm

embedded systems

Ref. EMBEDDED SYSTEMS LM5 LITE

[INTEGRA APP v1.0](#)