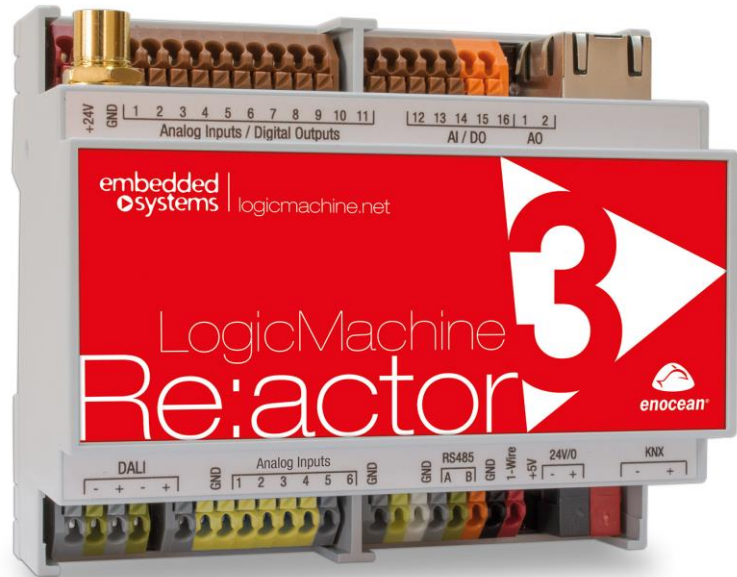


LogicMachine Re:actor V3

Re:actor V3 is your easiest way to program complex logic in KNX/EIB, Modbus, BACnet, EnOcean, DALI, 1-wire networks. Re:actor V3 will enable you efficiently customize building automation processes, easily delivering unlimited flexibility benefit to end users in a cost-effective way.

Re:actor V3 is an embedded platform with integrated Ethernet, USB, EnOcean, DALI, 1-Wire, KNX/EIB, Serial interfaces, 24 I/O ports. Re:actor V3 allows to use it as cross-standard gateway, logic engine, visualization platform, IP Router. Scripting templates provides user-friendly, flexible configuration interface. Via applying custom scripts the Re:actor can simultaneously act as thermostat, security panel, lighting controller, etc.



ENG - Data sheet

Issue date 1.12.2015

Application

Logical functions; WEB SCADA visualization for PC and touch-devices; cross-standard gateway; integration with third party devices over RS232 or RS485 serial ports – AV, IR, HVAC; Data logger with trends, KNX IP Router etc.



Types of product

LogicMachine Re:actor V3 LM3-REACTOR-3

Standards and norms compliance

CE conformity:	EMBS-CE-111231/01	Electromagnetic compatibility
EMC:	EN61000-6-1 EN61000-6-3	
PCT	Certificate	

Technical data:

Power supply:	7-36V DC	
Power consumption:	1.5W	
Interface:	EnOcean 868MHz	1
	10BaseT/100BaseTX	1
	RS485	1
	USB2.0	1
	TPUART2	KNX/EIB compatible
	DALI Master	1
	1-Wire	1
	Analog input / Digital output	16 (Configurable). 380 mA continues current on output. Optoislated from KNX/EIB bus. Additional 24V power source is supported. When used as analog input - 0-30V with configurable threshold voltage, 12bit resolution.
	Analog input	6, 0-30V with configurable threshold voltage, 12bit resolution
	Analog outputs	2 (0-10V, 12bit resolution, 20mA max current)
Connections:	KNX bus:	Bus Connection Terminal 0.8mm ²
	Power supply:	Clamp, 1.5mm ²
	Serial:	Clam, 1.5mm ²
	IO:	Clam, 1.5mm ²
	DALI:	Clam, 1.5mm ²
	1-Wire:	Clam, 1.5mm ²

Operating elements	LED	1 – CPU load 1 - Activity
Enclosure:	Material: Color: Dimensions:	Polyamide Gray 104(W)x90(H)x51(L) mm
Usage temperature:	-5C ... +45C	
Storage temperature:	-25C ... +55C	
Net weight:	220g	
Gross weight:	272g	
Warranty:	2 years	



Caution Security advice

The installation and assembly of electrical equipment may only be performed by skilled electrician. The devices must not be used in any relation with equipment that supports, directly or indirectly, human health or life or with application that can result danger of people, animals or real value

Mounting advice

The devices are supplied in operational status. The cables connections included can be clamped to the housing if required.

Electrical connection

The devices are constructed for the operation of protective low voltage (SELV). Grounding of device is not needed. When switching the power supply on or off, power surges must be avoided.

Default IP configuration

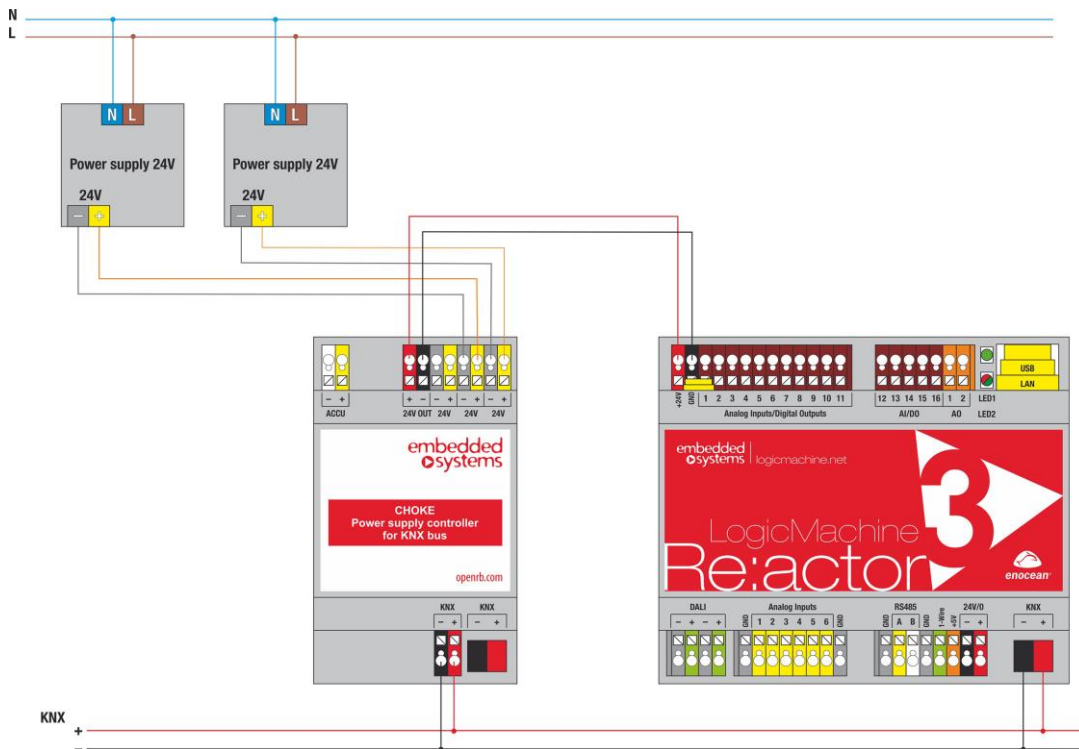
Login name	admin
Password	admin
IP address	192.168.0.10
Network mask	255.255.255.0

Reset device

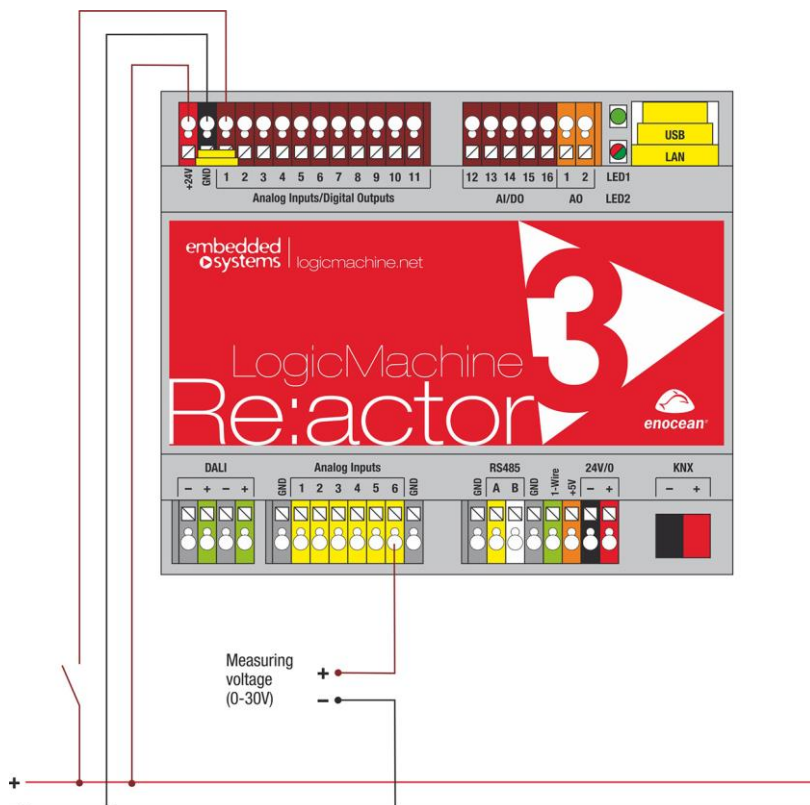
You can either reboot the device by pressing RESET button or reset the configuration to factory defaults:

- *Press and hold for <10 sec* – reboot the device
- *Press and hold for >10 sec* – reset networking with IP to factory default
- *Press and hold for >10 sec and again press and hold for >10 sec* – full reset of configuration to factory defaults

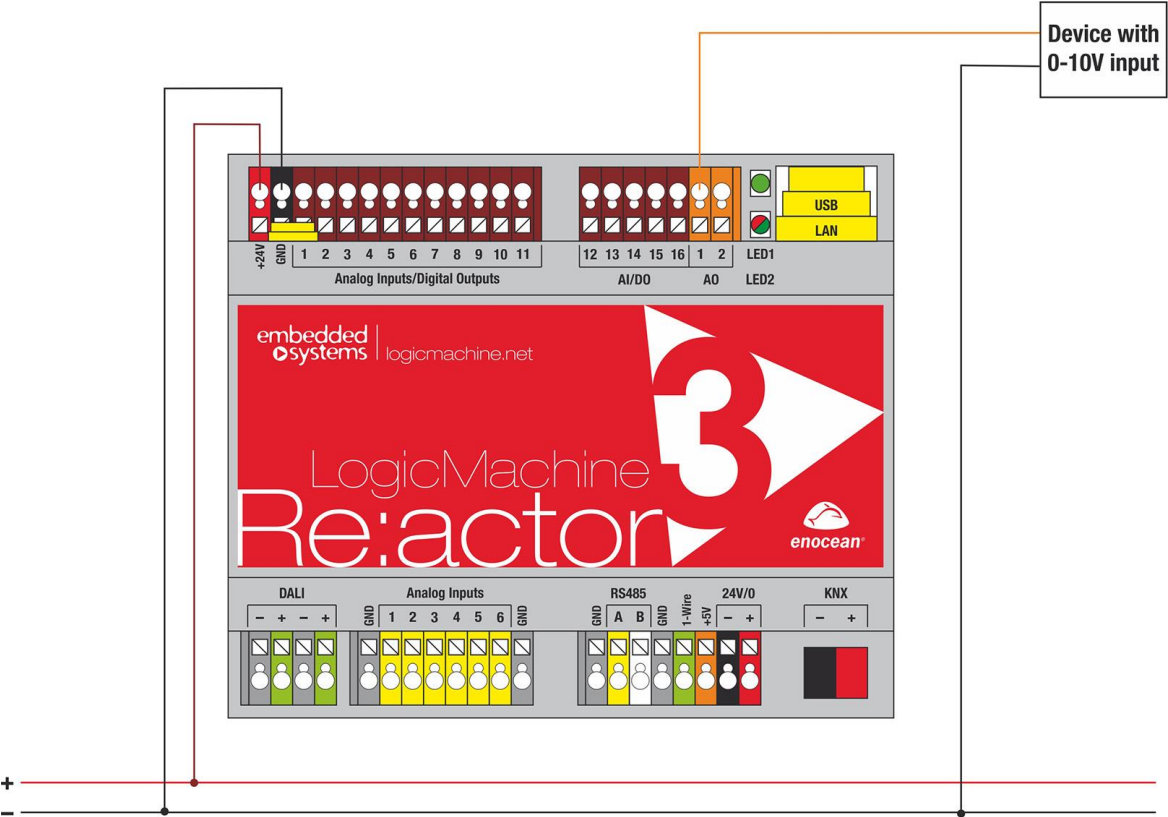
Connection diagrams KNX/EIB TP1 connection



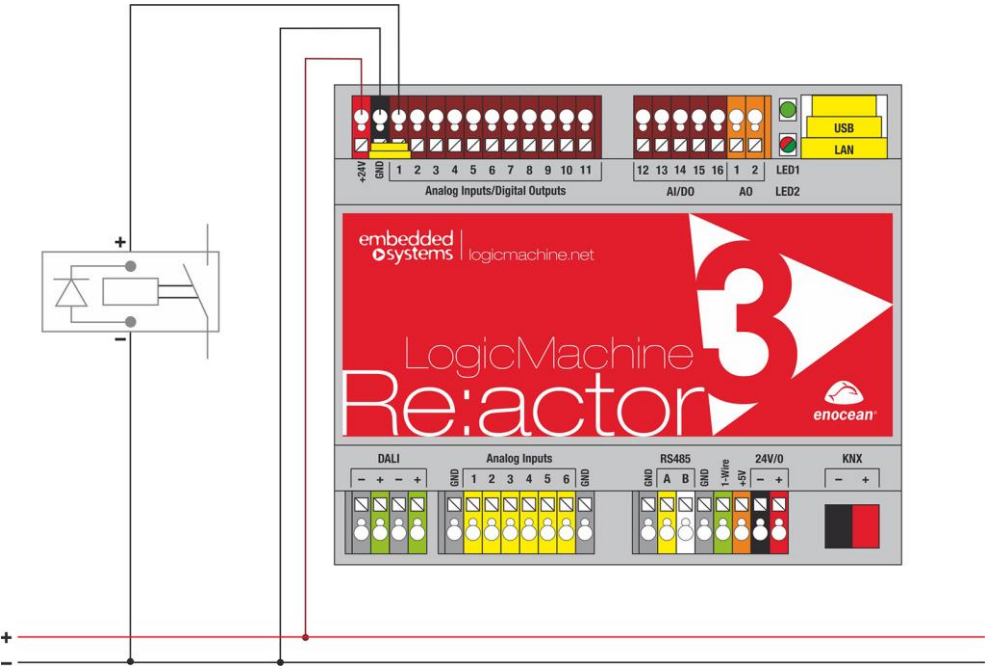
Analog input 0 – 30 V



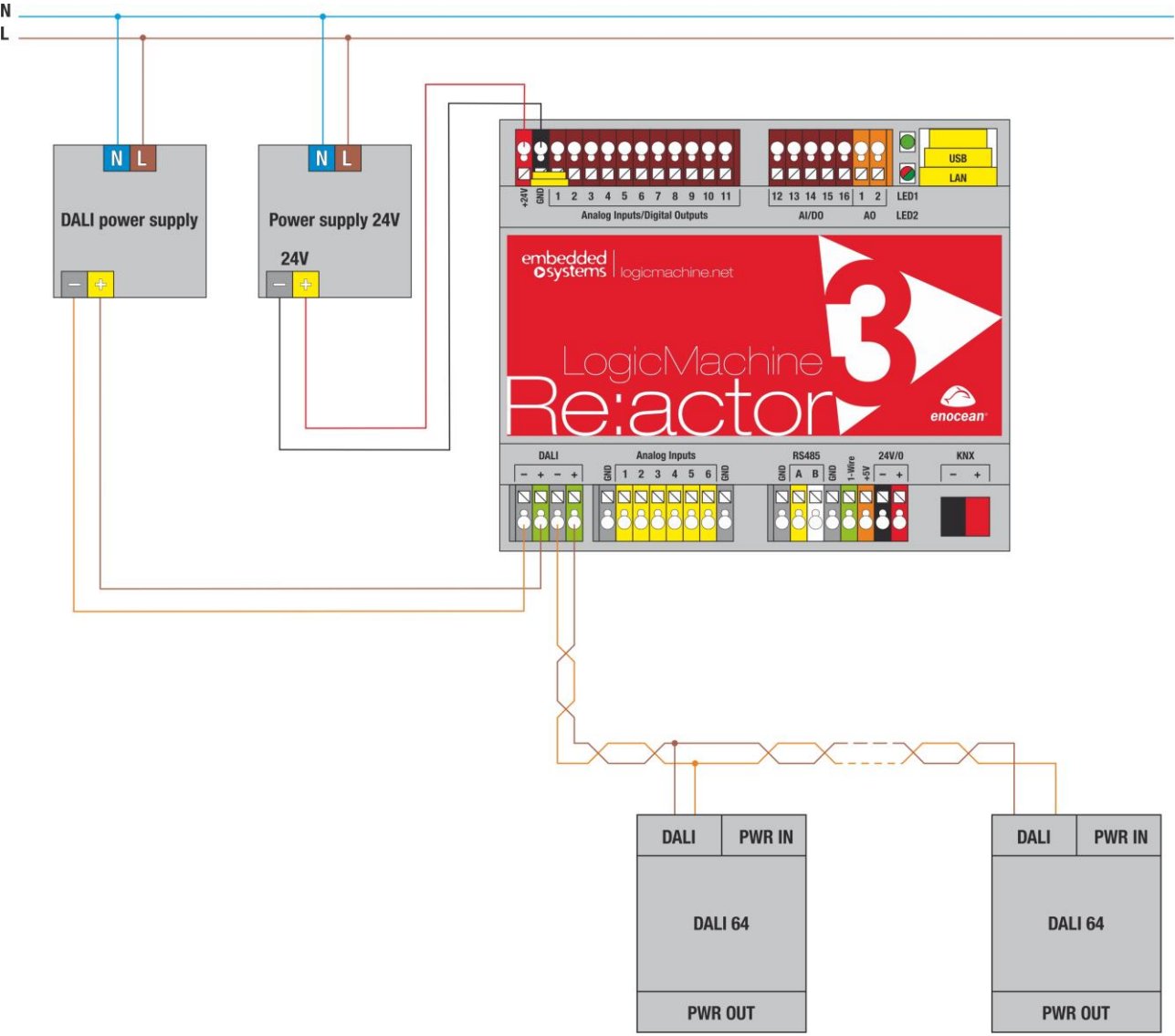
Analog output 0 – 10 V



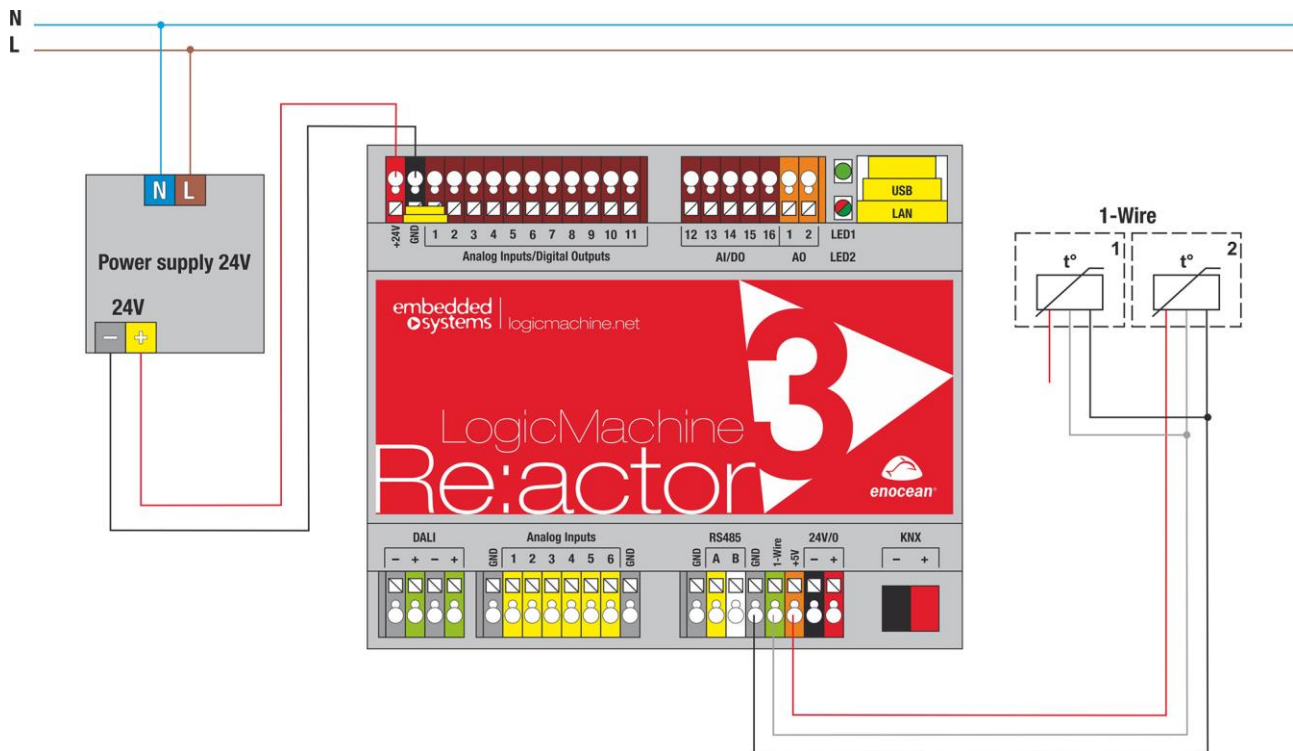
Digital output (e.g. external relay)



DALI line connection



1-wire fieldbus interconnection



RS485 connection

